

About Contacts - MultiLine iOS



Last Modified on 02/18/2025 2:09 pm EST

Read on to learn about Contacts in the MultiLine iOS app.

Overview

Like any calling and messaging application, MultiLine offers the ability to store a list of contact information. MultiLine lets you choose the source of your contacts, you can add locally, sync with your device contacts, or sync with Exchange contacts.

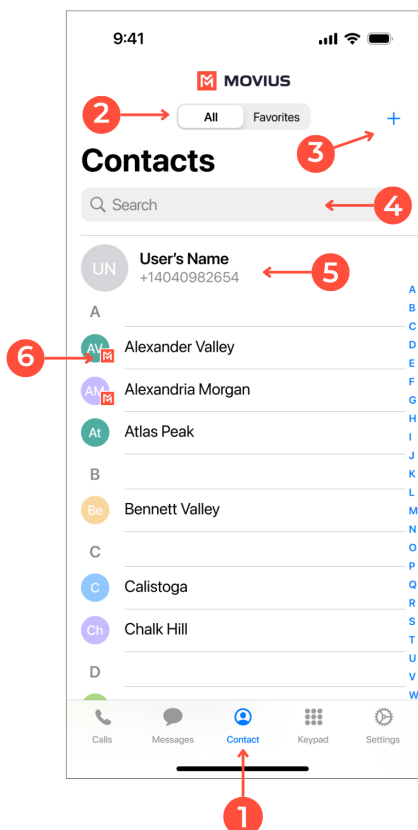
Before you start







- Your company's MultiLine admin can enable or disable:
 - which types of contact sources you can use
 - whether you see the MultiLine indicator for your contacts
- If you have any questions about what features your MultiLine admin has enabled, you should [contact the admin using the Help feature](https://help.moviuscorp.com/help/how-do-i-contact-support-ios)  (<https://help.moviuscorp.com/help/how-do-i-contact-support-ios>) .

About Contacts

Contacts is the third item in the MultiLine main menu.

Contacts Screen



1. Access Contacts
 2. Toggle between showing all contacts and favorites
 3. Add new contact (see more [Add, Edit, or Delete Contacts](https://help.moviuscorp.com/help/add-edit-or-delete-contacts)  (<https://help.moviuscorp.com/help/add-edit-or-delete-contacts>) )
 4. Search Contacts (see more [Search and View Contacts](https://help.moviuscorp.com/help/contacts-ios)  (<https://help.moviuscorp.com/help/contacts-ios>) )
 5. View personal contact information
 6. MultiLine indicator shows work contacts (see more [What does the orange M icon \(MultiLine Indicator\) mean?](https://help.moviuscorp.com/help/what-does-the-orange-m-badge-multiline-indicator-mean)  (<https://help.moviuscorp.com/help/what-does-the-orange-m-badge-multiline-indicator-mean>) )
-