

Calling from Keypad - MultiLine Android ML/I

Last Modified on 01/20/2025 3:32 pm EST

Read on to learn about making calls in mobile applications.

Overview

There are multiple ways to place a call in MultiLine: from the **Keypad**, from the **Recents** tab, from **Click-to-Dial**, and from your **Contacts** list.

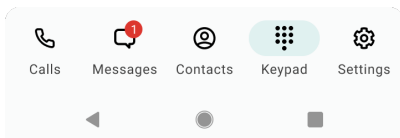
Before you start

- Your organization may enable or disable certain functions, including:
 - Calling, Data/Minutes mode, or WiFi calling
 - Call forwarding or Call handling
 - Call recording
- If you have questions about what functions are enabled, contact your IT group for assistance.

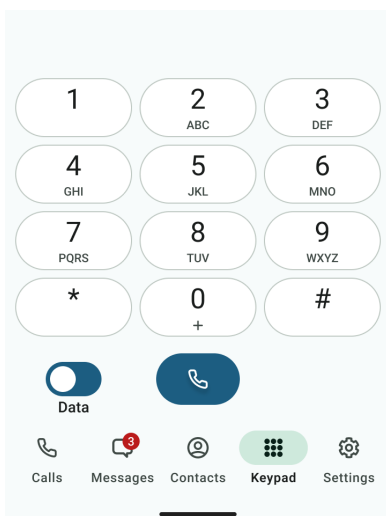
Make a Call from the Keypad

You can dial numbers with the MultiLine keypad.

1. Select the **Keypad** icon in the bottom menu.



2. If you see the toggle to the left of the call icon, you can choose whether to [make the call over Data or Minutes](https://help.moviuscorp.com/help/understanding-your-call-settings) by tapping the toggle.

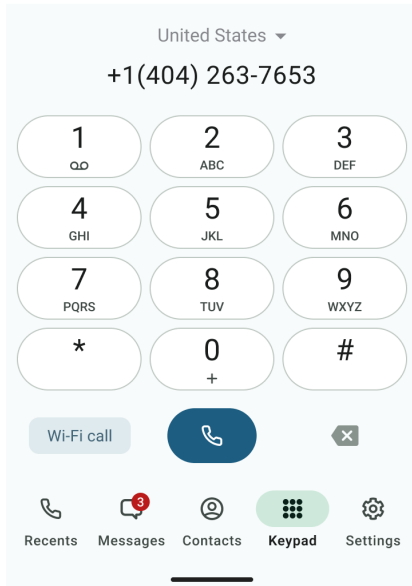


3. Begin dialing or typing the number *Note: tap the country code to change it*

9:30

 **MOVIUS**

Anthony Fox



4. Tap the **Results** area to view matches and select someone to dial from your Contacts.
