

Calling from Keypad - MultiLine iOS

Last Modified on 01/20/2025 3:31 pm EST

Read on to learn about dialing a number from the keypad.

Overview

You can directly dial numbers from the keypad.


Before you start

- Your organization may enable or disable certain functions, including:
 - Calling, Data/Minutes mode, or WiFi calling
 - Call forwarding or Call handling
 - Call recording
- If you have questions about what functions are enabled, contact your MultiLine administrator for assistance.

Make a Call from the Keypad

You can dial numbers with the MultiLine keypad.

1. Go to your **Keypad** screen in the navigation bar at the bottom of your screen.



2. If you see the toggle next to the **Call** icon, you can choose whether to [make the call over Data or Minutes](https://help.moviuscorp.com/help/understanding-your-call-settings) <https://help.moviuscorp.com/help/understanding-your-call-settings> by tapping the toggle.



3. Begin dialing the number.



9:41



United States >

+1 (404) 093-0154

[Add to contacts](#)



4. You can tap any matches that appear from your contacts to autocomplete dialing their number.