

Calling from Keypad

Last Modified on 01/20/2025 3:59 pm EST

How to directly dial numbers using the Keypad

MultiLine/MultiLine for Intune

Read on to learn about making calls in mobile applications.

Overview

There are multiple ways to place a call in MultiLine: from the **Keypad**, from the **Recents** tab, from **Click-to-Dial**, and from your **Contacts** list.

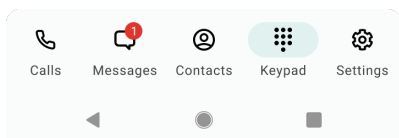
Before you start

- Your organization may enable or disable certain functions, including:
 - Calling, Data/Minutes mode, or WiFi calling
 - Call forwarding or Call handling
 - Call recording
- If you have questions about what functions are enabled, contact your IT group for assistance.

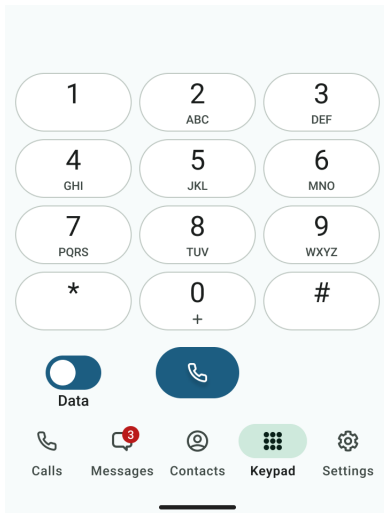
Make a Call from the Keypad

You can dial numbers with the MultiLine keypad.

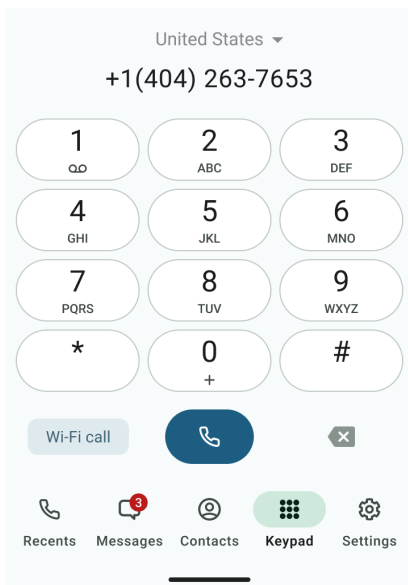
1. Select the **Keypad** icon in the bottom menu.



2. If you see the toggle to the left of the call icon, you can choose whether to [make the call over Data or Minutes](https://help.moviuscorp.com/help/understanding-your-call-settings) by tapping the toggle.



3. Begin dialing or typing the number *Note: tap the country code to change it*



4. Tap the **Results** area to view matches and select someone to dial from your Contacts.

Movius for BlackBerry

Read on to learn about making calls from the MultiLine Android mobile applications.

Overview

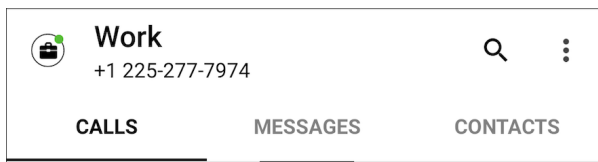
There are multiple ways to place a call in MultiLine: from the **Keypad**, from the **Recents** tab, and from your **Contacts** list. You can also place calls by clicking on phone number links.

Before you start

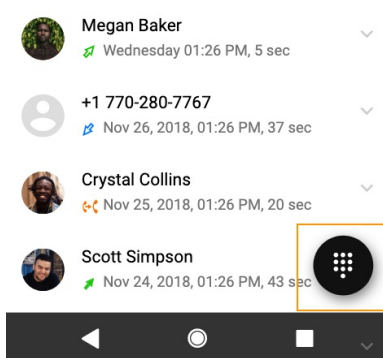
- Your organization will customize the look and feel of your MultiLine app. Therefore, screens presented in these instructions may differ visually from your version of MultiLine.
- Your organization may enable or disable certain functions, including:
 - Calling, Data/Minutes mode, or WiFi calling
 - Call forwarding or Call handling
 - Call recording
- If you have questions about what functions are enabled, contact your IT group for assistance.

Make a Call from the Keypad

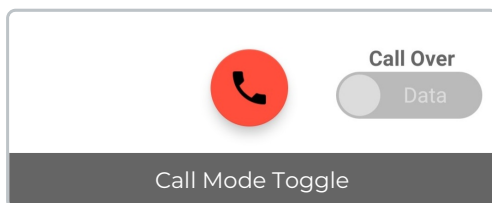
1. Go to the **Calls** tab.



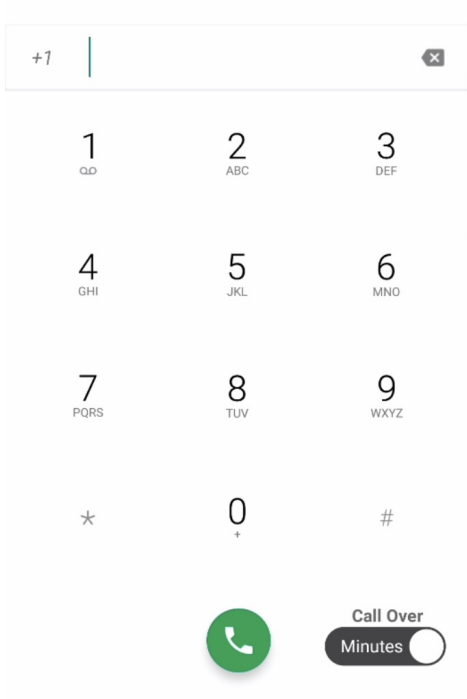
2. Tap the Keypad icon on the bottom right (Android)



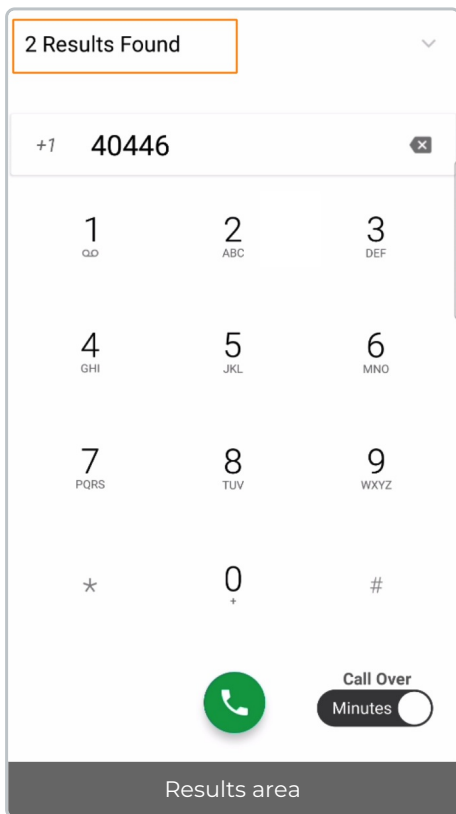
3. If you see the toggle, you can choose whether to [make the call over Data or Minutes](https://help.moviuscorp.com/help/understanding-your-call-settings) by tapping the toggle






4. Begin dialing the number in the field at the top of the dial pad *Note: tap the country code to change it*





5. Tap the **Results** area to view matches and select someone to dial from your Contacts.



 **Work**
+1 225-277-7974 

2 Results Found 

-  Melanie Allen
-  Steven Stephenson

Results Display
