

# Calling from keypad

Last Modified on 01/20/2025 3:39 pm EST

How to directly dial a number from the keypad.

---

## MultiLine/MultiLine for Intune

Read on to learn about dialing a number from the keypad.

### Overview

You can directly dial numbers from the keypad.

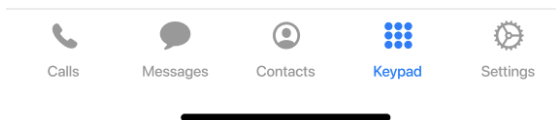
### Before you start

- Your organization may enable or disable certain functions, including:
  - Calling, Data/Minutes mode, or WiFi calling
  - Call forwarding or Call handling
  - Call recording
- If you have questions about what functions are enabled, contact your MultiLine administrator for assistance.

### Make a Call from the Keypad

You can dial numbers with the MultiLine keypad.

1. Go to your **Keypad** screen in the navigation bar at the bottom of your screen.



2. If you see the toggle next to the **Call** icon, you can choose whether to [make the call over Data or Minutes](https://help.moviuscorp.com/help/understanding-your-call-settings) by tapping the toggle.





3. Begin dialing the number.

9:41

 **MOVIUS**

United States &gt;

**+1 (404) 093-0154**[Add to contacts](#)

4. You can tap any matches that appear from your contacts to autocomplete dialing their number.