

# Enable Microsoft Teams calling for a user

Last Modified on 10/16/2024 3:57 pm EDT

Read on to learn about how to enable Microsoft Teams calling for a user in Management Portal.

## Overview

With the MultiLine integration for Microsoft Teams, users can make and receive calls using their MultiLine number directly within the Calls app in Microsoft Teams.

Once enabled by the admin, the user will need to [activate the MultiLine](#) [i](https://help.moviuscorp.com/help/get-started-with-multiline) OS or Android mobile app. After activation, the MultiLine number will be added to the Microsoft Teams app.

Incoming call notifications on mobile devices must either be received by the MultiLine app or the Microsoft Teams app. Therefore, we advise admins to disable incoming call notifications for MultiLine mobile apps so that the user receives all incoming call notifications from Microsoft Teams.



## Before you start

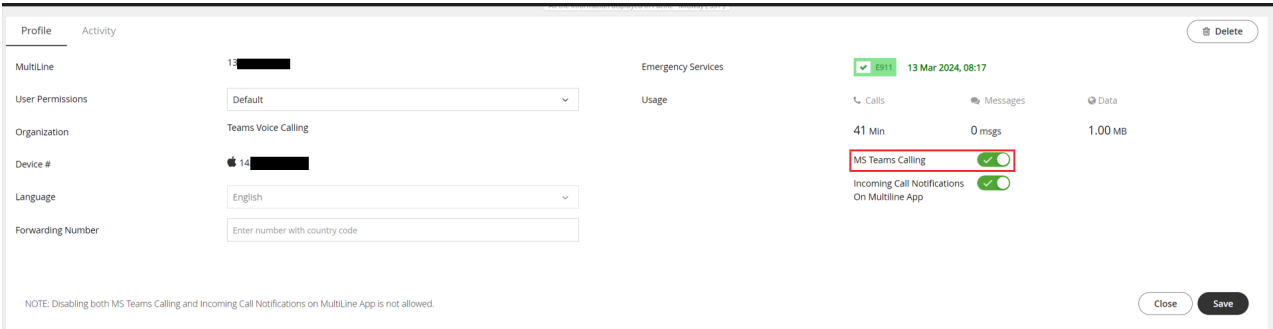
- Movius must turn on Microsoft Teams for your organization for the feature to be available.
- You must enable Microsoft Teams calling before you can turn off incoming call notifications to the MultiLine app.
- An admin must have "Accounts" Privilege in their Role in the organization to do these instructions. See [What Admin Privileges are in Management Portal?](#) [i](https://help.moviuscorp.com/help/what-admin-roles-mmp).

## Enable Microsoft Teams calling for user

MultiLine Administrators enable Microsoft Teams calling for users from the Accounts page. For new users, this is done when [adding a user](#) [i](https://help.moviuscorp.com/help/send-multiline-invitations-add-users). For current users, this is done by [editing the account](#) [i](https://help.moviuscorp.com/help/edit-users).

On the accounts page, use the feature toggle to turn **MS Teams Calling** on.

- When off, a grey x  will be visible on the toggle and the user will not be able to use Microsoft Teams calling.
- When on, a green checkmark  will be visible on the toggle and the user will be able to use Microsoft Teams calling.





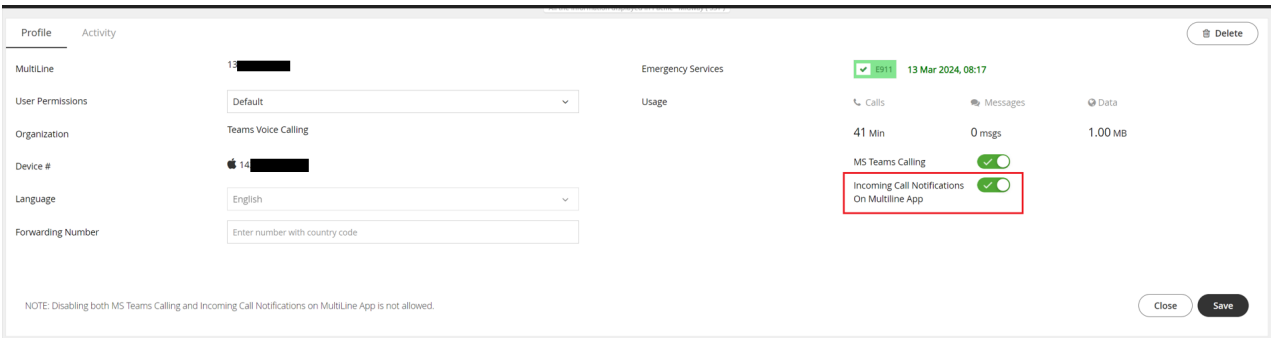
The screenshot shows the 'Profile' tab of a user's account in the Management Portal. The 'MS Teams Calling' toggle is highlighted with a red box and is currently turned 'On', indicated by a green checkmark. Other visible settings include MultiLine number, User Permissions (Default), Organization (Teams Voice Calling), Device # (Apple), Language (English), and Forwarding Number. Usage statistics show 41 Min of calls, 0 msgs, and 1.00 MB of data. A note at the bottom states: 'NOTE: Disabling both MS Teams Calling and Incoming Call Notifications on MultiLine App is not allowed.'

## Set up Incoming Call Notifications

For best experience, MultiLine and MS Teams cannot both receive incoming call notifications. Therefore, users must either receive incoming calls on MultiLine or on Teams.

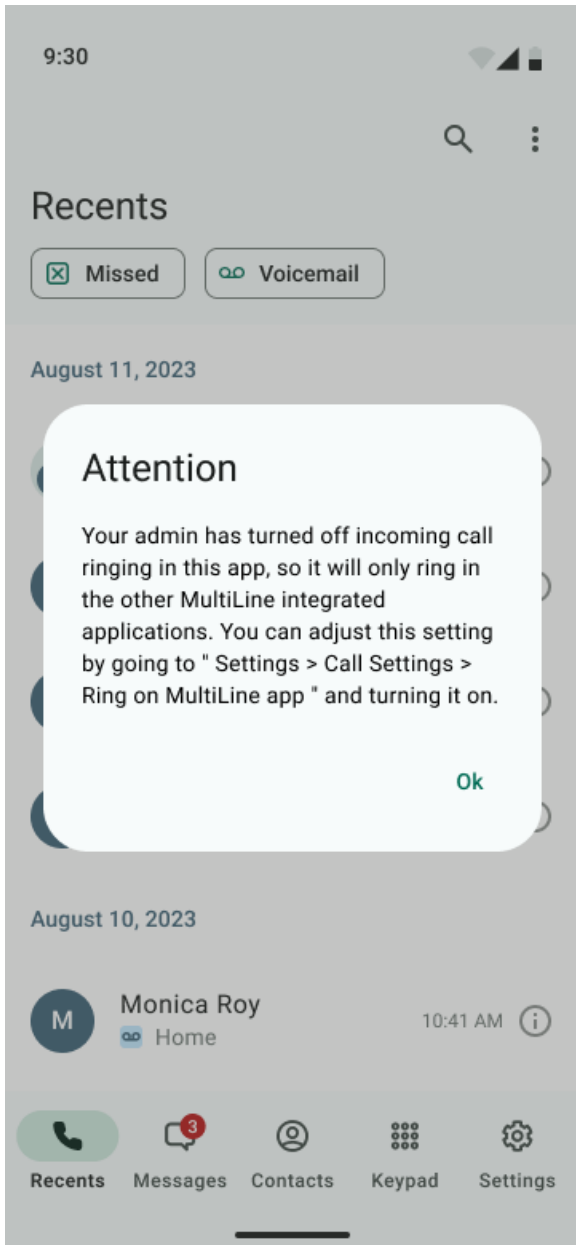
Admins can set whether MultiLine will ring on the accounts page. Use the toggle to turn **Incoming Call Notifications On MultiLine App** off.

- When off, a grey x  will be visible on the toggle and the user will not receive incoming call notifications on MultiLine. The user will receive incoming call notifications from Microsoft Teams.
- When on, a green checkmark  the user will receive incoming call notifications on MultiLine. The user will not receive incoming call notifications from Microsoft Teams.



The screenshot shows a user profile configuration page. On the right side, under the 'Usage' section, there are three toggle switches: 'MS Teams Calling' (checked), 'Incoming Call Notifications On MultiLine App' (checked), and 'Data' (unchecked). The 'Incoming Call Notifications On MultiLine App' toggle is highlighted with a red box. Below the toggles, there is a note: 'NOTE: Disabling both MS Teams Calling and Incoming Call Notifications on MultiLine App is not allowed.' At the bottom right, there are 'Close' and 'Save' buttons.

When administrators change this setting for an existing user, users will be notified by a pop-up message.



Users can adjust this setting in the MultiLine app. See [Control MultiLine ring when using Teams](https://help.moviuscorp.com/help/control-multiline-ring-when-using-teams) [↗](https://help.moviuscorp.com/help/control-multiline-ring-when-using-teams)  
(<https://help.moviuscorp.com/help/control-multiline-ring-when-using-teams>) [↗](https://help.moviuscorp.com/help/control-multiline-ring-when-using-teams).

---