

Call Blocking

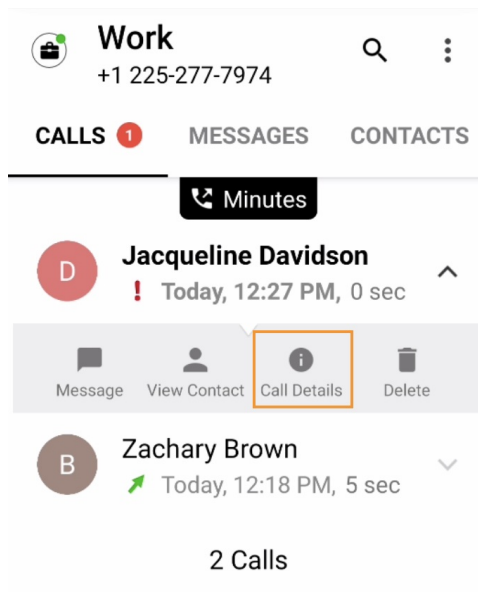
Last Modified on 10/15/2024 2:42 pm EDT

MultiLine

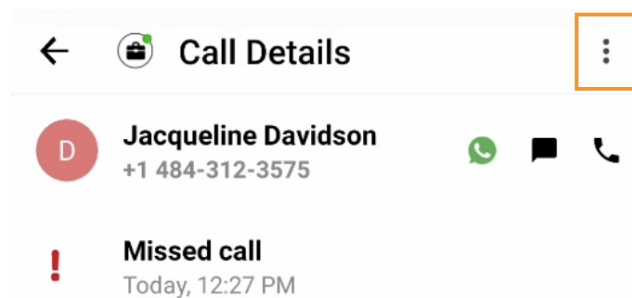
Read on to learn how to block unwanted calls on MultiLine for Intune Android mobile app.

How to block a number from recent calls

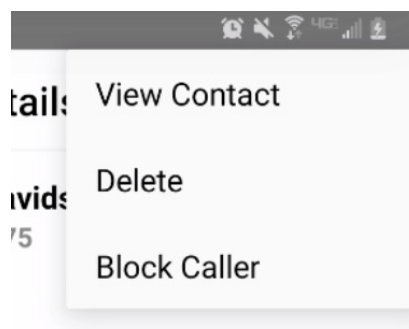
1. Select the down arrow, then tap **Call Details**



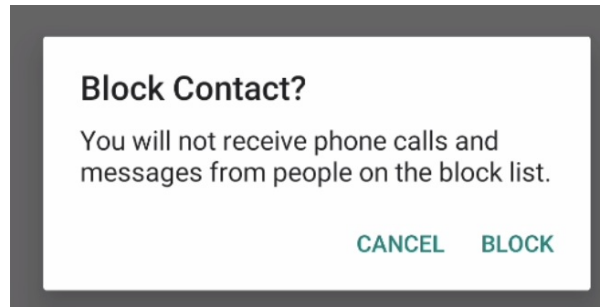
2. Select the **menu** icon



3. Select **Block Caller** *Note: You will see Block Contact if the caller is on your Contacts list*



4. On the confirmation screen tap **Block**



How to block a number from messages

You can block a number from your messages by going to the Messages screen by selecting the menu icon in the upper right-hand corner, and then tapping selecting **Block Contact**.

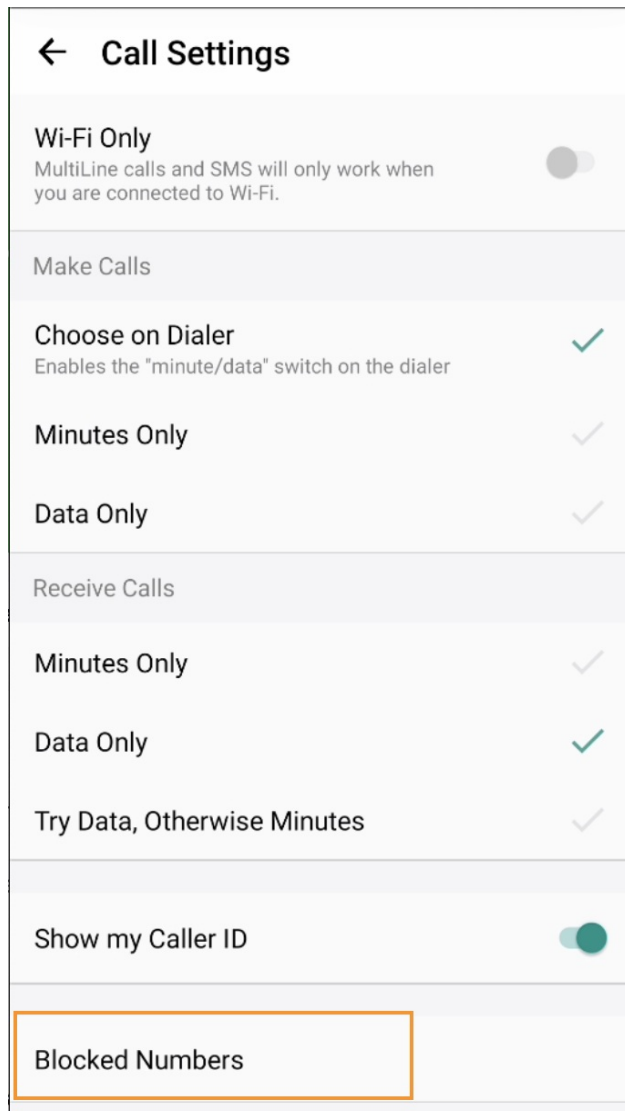
How to block a Contact

You can block a contact by going to the Contacts screen, tapping the contact, then tapping the menu (android) icon in the upper right-hand corner, and then selecting **Block Contact**.

Unblocking a number from Settings

Your blocked call list is available in the Settings > Call Settings.

1. Select **Blocked Numbers** to view the list



2. Select **Unblock** and checkboxes will appear. Select the checkbox for numbers you want to unblock, then tap **Done**.

Unblocking a number from Contact

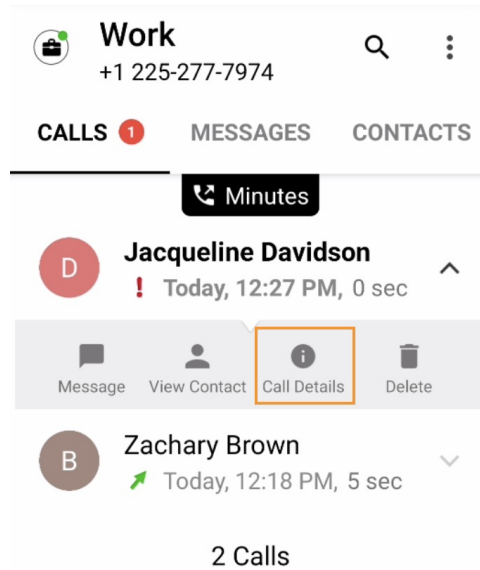
For users in your contacts, recent calls, or messages, you can select the menu icon in the upper right-hand corner and tap **Unblock Contact**.

MultiLine for Intune

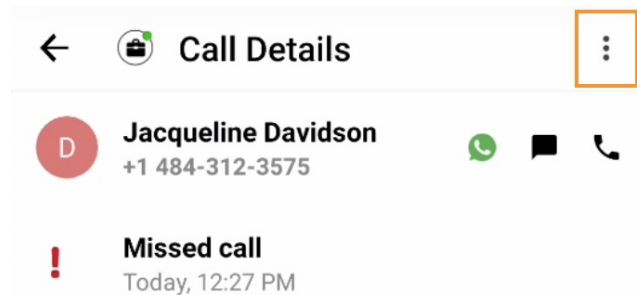
Read on to learn how to block unwanted calls on MultiLine for Intune Android mobile app.

How to block a number from recent calls

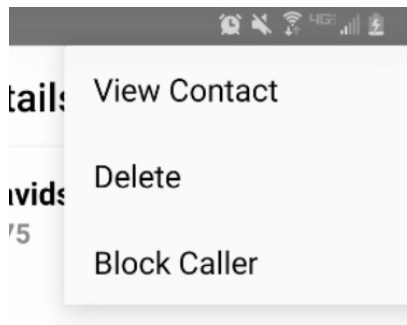
1. Select the down arrow, then tap **Call Details**



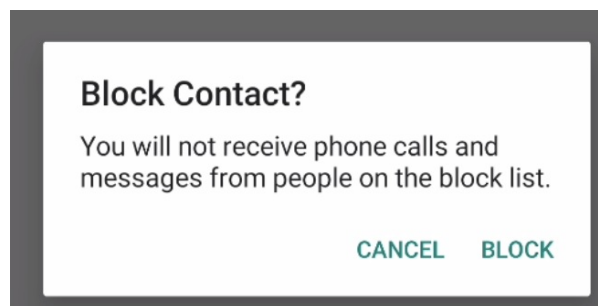
2. Select the **menu** icon



3. Select **Block Caller** *Note: You will see Block Contact if the caller is on your Contacts list*



4. On the confirmation screen tap **Block**



How to block a number from messages

You can block a number from your messages by going to the Messages screen by selecting the menu icon in the upper right-hand corner, and then tapping selecting **Block Contact**.

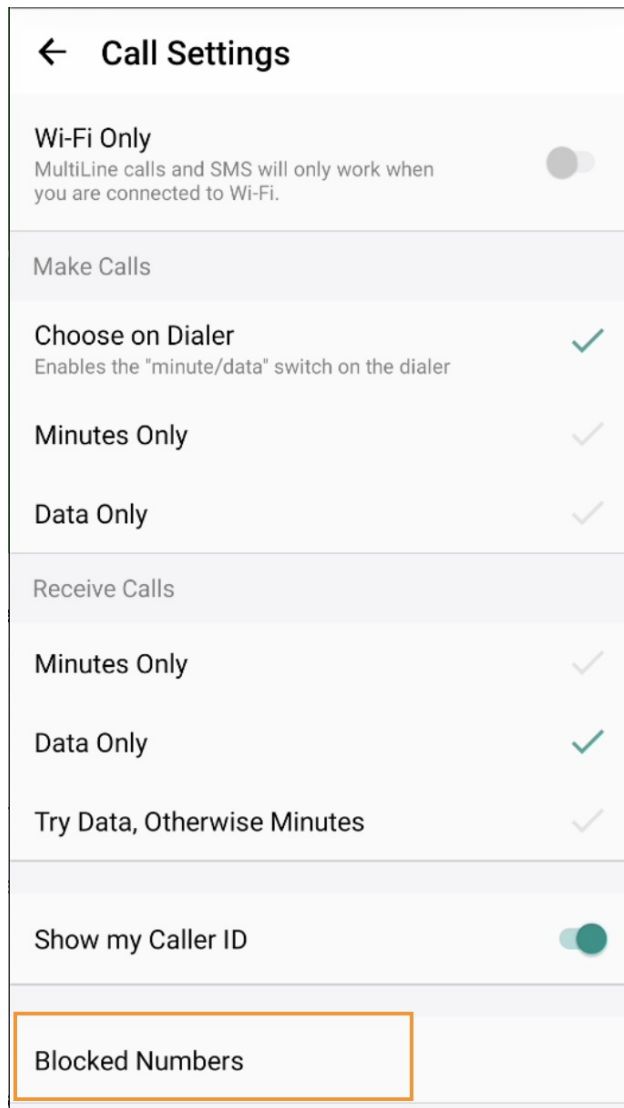
How to block a Contact

You can block a contact by going to the Contacts screen, tapping the contact, then tapping the menu (android) icon in the upper right-hand corner, and then selecting **Block Contact**.

Unblocking a number from Settings

Your blocked call list is available in the Settings > Call Settings.

1. Select **Blocked Numbers** to view the list



2. Select **Unblock** and checkboxes will appear. Select the checkbox for numbers you want to unblock, then tap **Done**.

Unblocking a number from Contact

For users in your contacts, recent calls, or messages, you can select the menu icon in the upper right-hand corner and tap **Unblock Contact**.

