

Call Blocking

Last Modified on 09/24/2024 10:49 am EDT

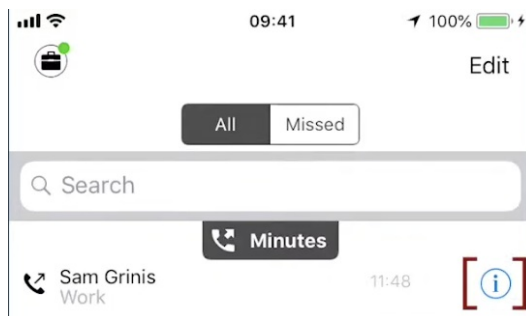
Stopping unwanted calls

Block a number - iOS

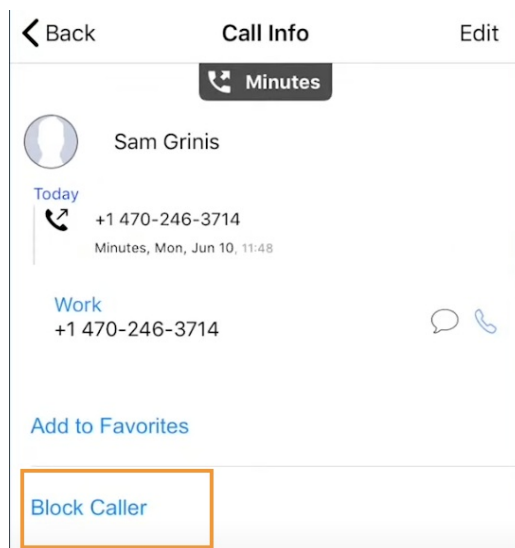
Read on to learn how to block unwanted calls on MultiLine mobile iOS app.

How to block a number from recent calls

1. Select the **blue info** icon



2. Select **Block Caller**



How to block a number from messages

You can block a number from your messages by going to the Messages screen, selecting the info icon, and then **Block Contact**.

How to block a Contact

You can block a contact by going to the Contacts screen, selecting the contact, then selecting the info icon then **Block Contact**.

Unblocking a number from Settings

Your blocked call list is available in the Settings > Blocked Numbers

1. Select **Blocked Numbers** to view the list
2. Select **Unblock** and checkboxes will appear. Select the checkbox for numbers you want to unblock, then tap **Done**.

Unblocking a number from info icon

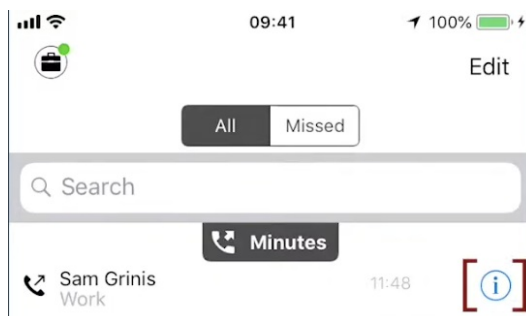
If the user is in your contacts, recent calls, or messages, you can select the blue info icon, and then select **Unblock Contact**.

Block a number - iOS

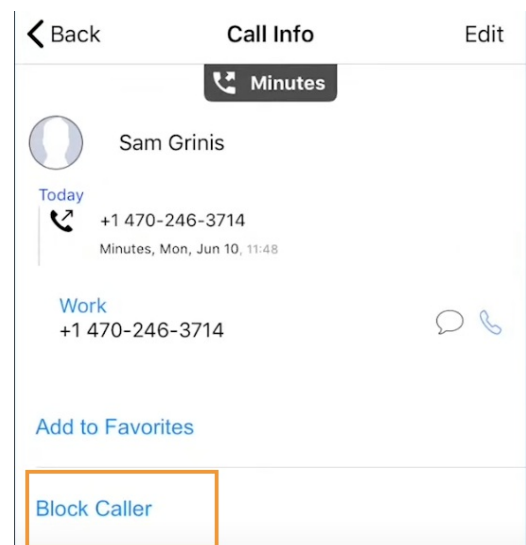
Read on to learn how to block unwanted calls on MultiLine mobile iOS app.

How to block a number from recent calls

1. Select the **blue info** icon



2. Select **Block Caller**



How to block a number from messages

You can block a number from your messages by going to the Messages screen, selecting the info icon, and then **Block Contact**.

How to block a Contact

You can block a contact by going to the Contacts screen, selecting the contact, then selecting the info icon then **Block Contact**.

Unblocking a number from Settings

Your blocked call list is available in the Settings > Blocked Numbers

1. Select **Blocked Numbers** to view the list
2. Select **Unblock** and checkboxes will appear. Select the checkbox for numbers you want to unblock, then tap **Done**.

Unblocking a number from info icon

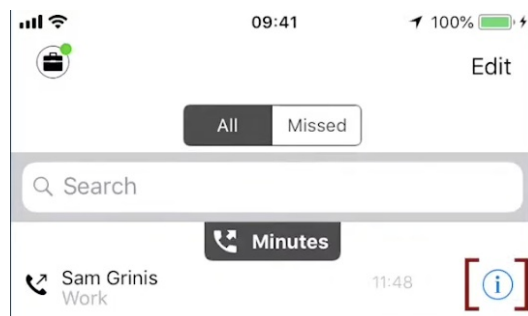
If the user is in your contacts, recent calls, or messages, you can select the blue info icon, and then select **Unblock Contact**.

Block a number - iOS

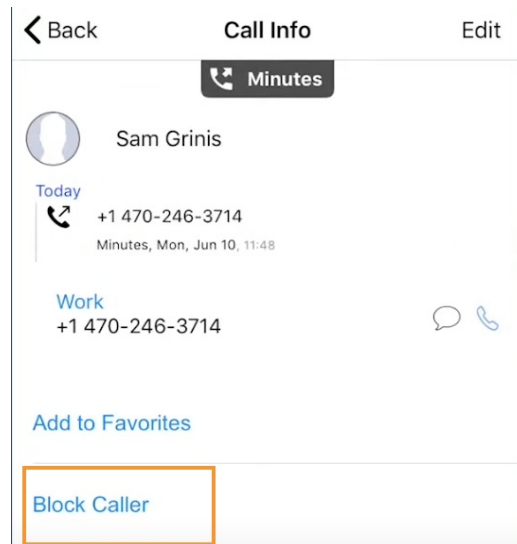
Read on to learn how to block unwanted calls on MultiLine mobile iOS app.

How to block a number from recent calls

1. Select the **blue info** icon



2. Select **Block Caller**



How to block a number from messages

You can block a number from your messages by going to the Messages screen, selecting the info icon, and then **Block Contact**.

How to block a Contact

You can block a contact by going to the Contacts screen, selecting the contact, then selecting the info icon then **Block Contact**.

Unblocking a number from Settings

Your blocked call list is available in the Settings > Blocked Numbers

1. Select **Blocked Numbers** to view the list
2. Select **Unblock** and checkboxes will appear. Select the checkbox for numbers you want to unblock, then tap **Done**.

Unblocking a number from info icon

If the user is in your contacts, recent calls, or messages, you can select the blue info icon, and then select **Unblock Contact**.
