


Enable MultiLine Indicator

Last Modified on 09/24/2024 3:15 pm EDT



Read on to learn about how to turn on MultiLine indicator.

Overview

People use MultiLine as their work number for communicating with clients, partners and co-workers. When it comes to internal communications between co-workers, it's important to keep the conversation happening between work numbers rather than any personal numbers that may be added to the Contact list.

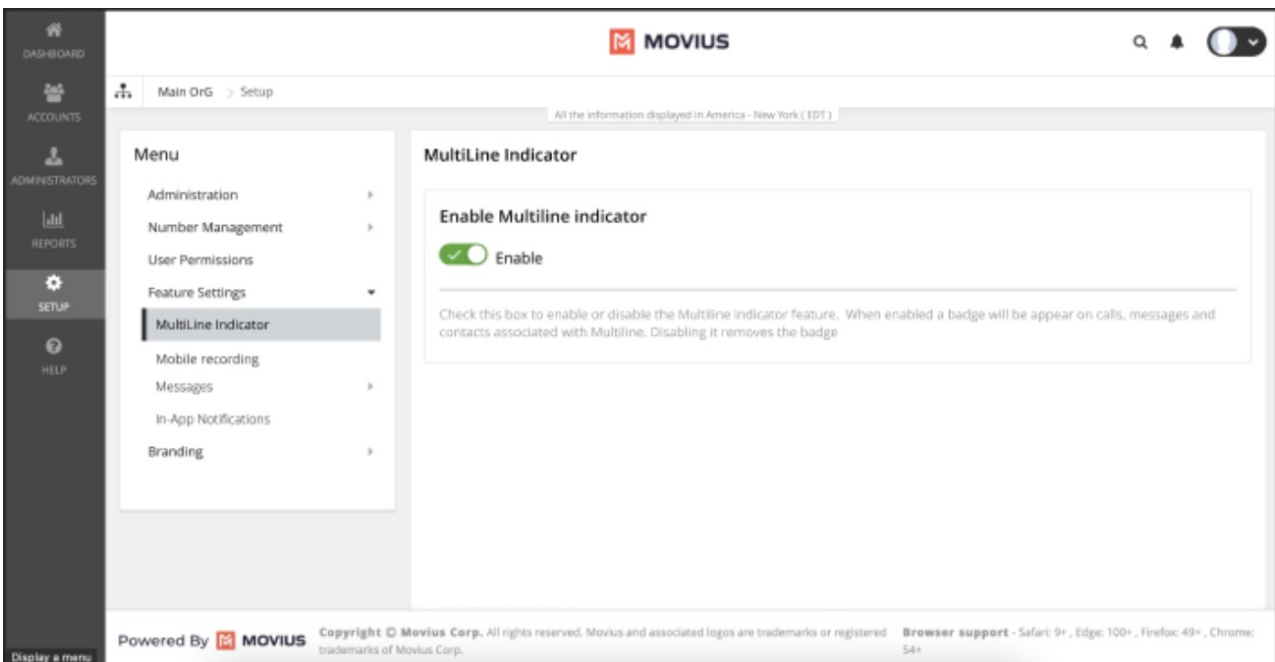
The *MultiLine Indicator* makes it easy to identify a co-workers MultiLine number by placing a badge  near the contact name or number wherever it appears in MultiLine applications. The indicator appears for all MultiLine users in the company across all regions where the company may operate.

Before you start

- An admin must have "Setup" Privilege in their Role in the organization to do these instructions. See [What Admin Privileges are in Management Portal?](https://help.moviuscorp.com/help/what-admin-roles-mmp/) 
[\(https://help.moviuscorp.com/help/what-admin-roles-mmp\)](https://help.moviuscorp.com/help/what-admin-roles-mmp/) 

Enable MultiLine Indicator

1. Go to **Setup > Feature Settings > MultiLine Indicator**.
2. Set the **Enable** toggle to on (green checkmark) to enable the feature.



The screenshot displays the Movius Management Portal interface. On the left is a dark sidebar with navigation options: DASHBOARD, ACCOUNTS, ADMINISTRATORS, REPORTS, SETUP (highlighted), and HELP. The main content area shows the 'Setup' page for 'Main Org'. A 'Menu' on the left lists various settings, with 'MultiLine Indicator' selected. The 'MultiLine Indicator' settings panel features a toggle switch labeled 'Enable' which is turned on (green checkmark). Below the toggle, a text box explains: 'Check this box to enable or disable the Multiline indicator feature. When enabled a badge will be appear on calls, messages and contacts associated with Multiline. Disabling it removes the badge'. At the bottom of the page, there is a footer with 'Powered By MOVIUS', copyright information, and browser support requirements (Safari 9+, Edge 100+, Firefox 49+, Chrome 54+).