

WeChat Group Messaging - Teams

Last Modified on 05/02/2024 3:49 pm EDT

Read on to learn about group messaging in WeChat using the MultiLine Messaging App for Microsoft Teams.

Overview

MultiLine's WeChat Messaging Channel allows compliant WeChat messaging directly inside MultiLine. WeChat users receive messages from the MultiLine user as coming from an official WeChat business account.

Group messaging allows up to 10 MultiLine users to contact a single WeChat user. You can transfer the user to another MultiLine user, leave a conversation with that user, remove participant, or restart a conversation with that user.

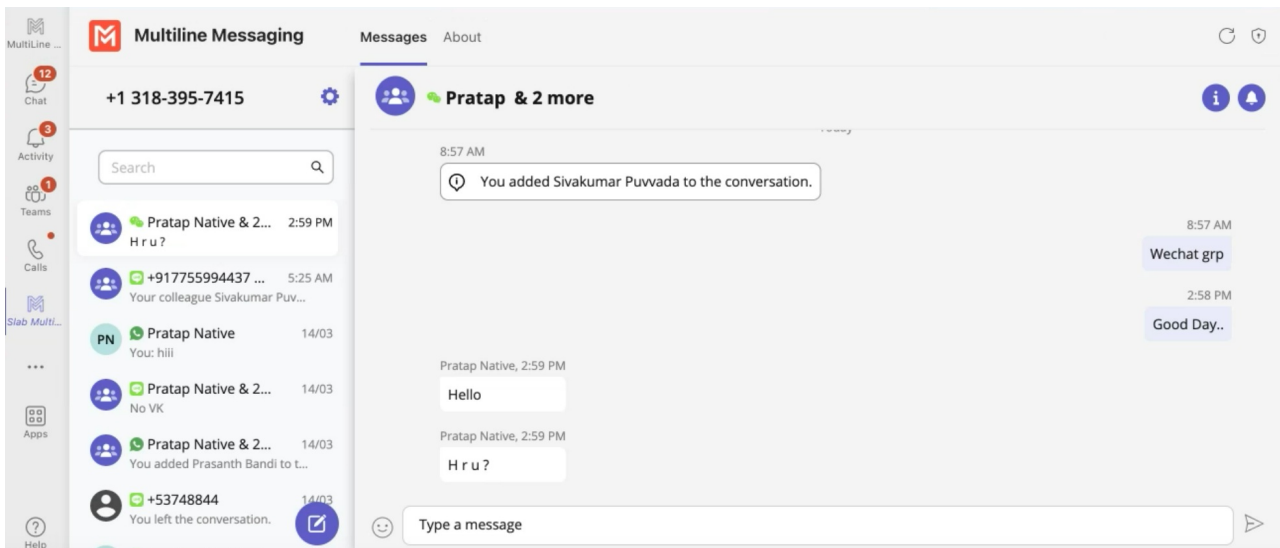
Before you start

- Your organization has to enable the WeChat Messaging Channel for it to be available in MultiLine.

Group Messaging

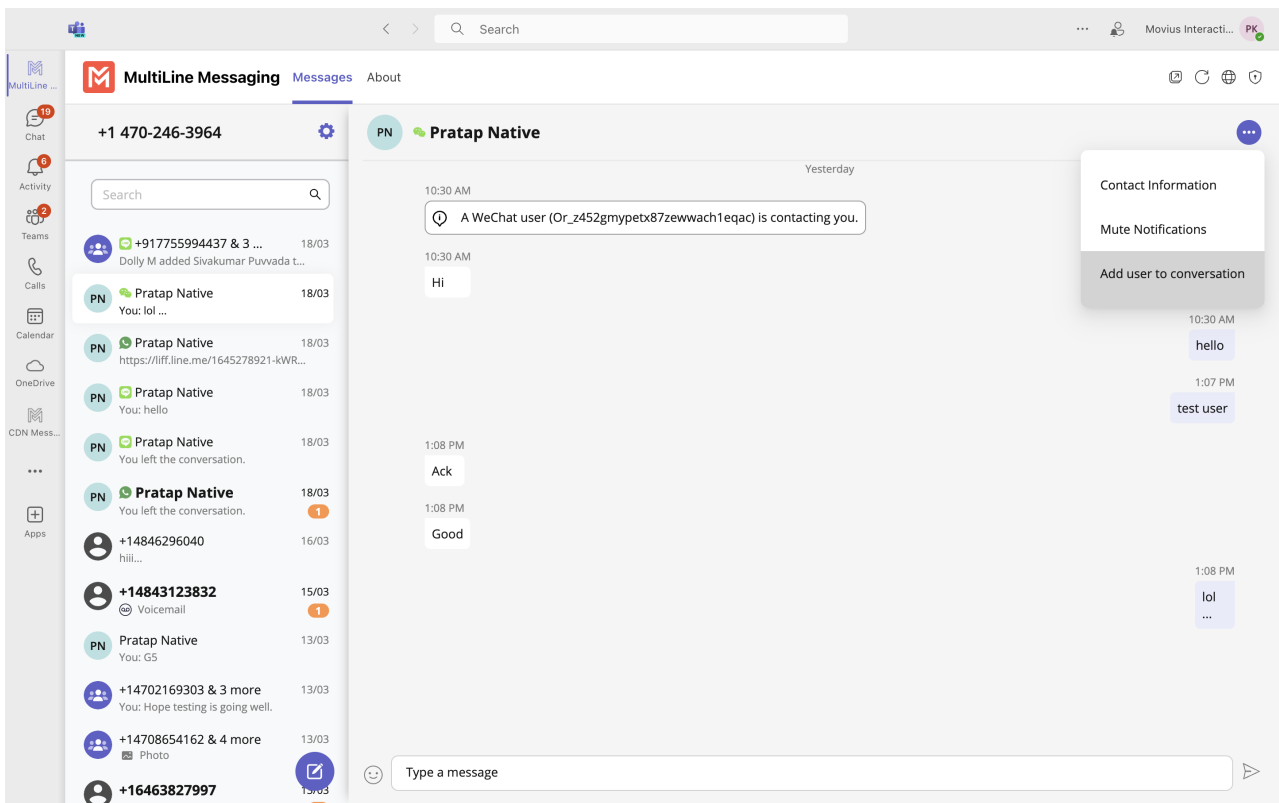
To send a group message, go to your existing conversation with the user.

1. The **Details** menu is in the upper righthand of the screen, select the **i** icon to view.

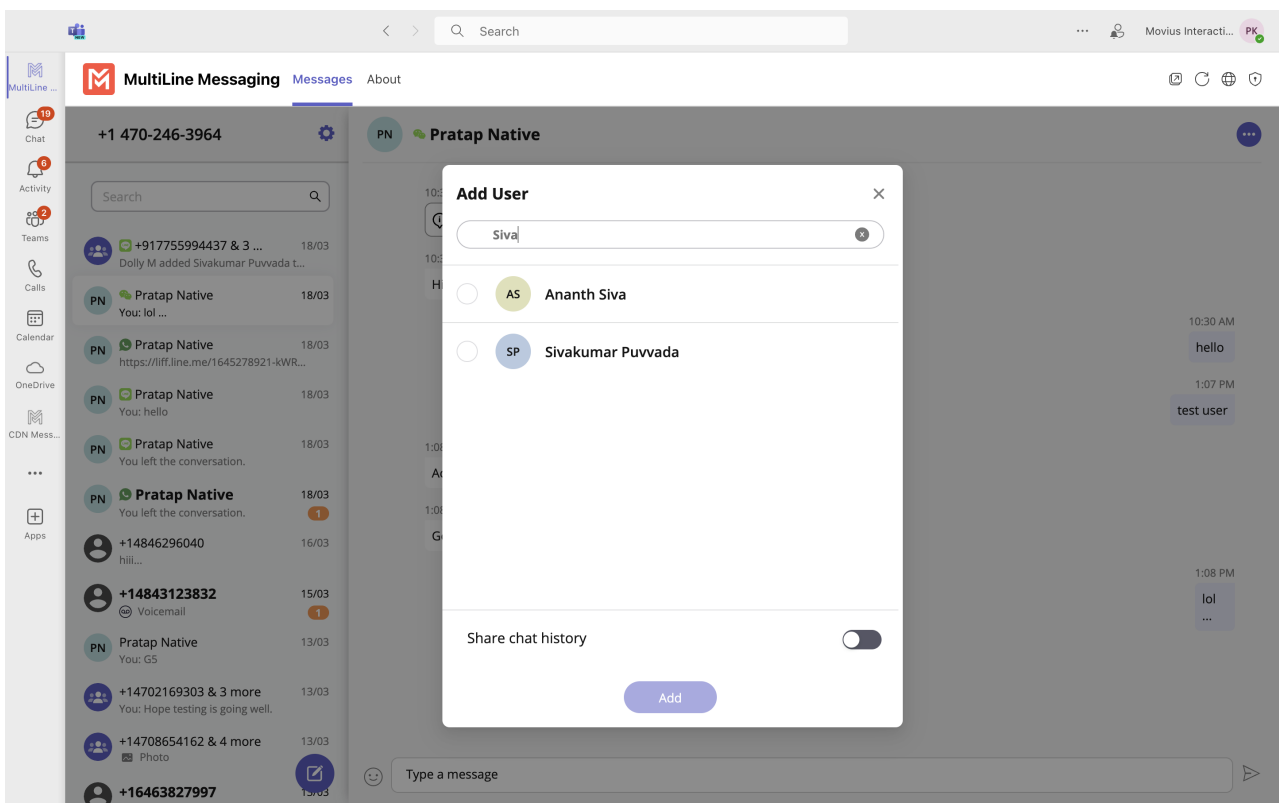


Note: Only MultiLine users in your sub-organization that are enabled with the WeChat Business Messaging Connector will display.

2. Select **Add user to conversation**.



3. Use the search bar to type the name of the user you want to add. Then select the radio button for the user or users you want to add.

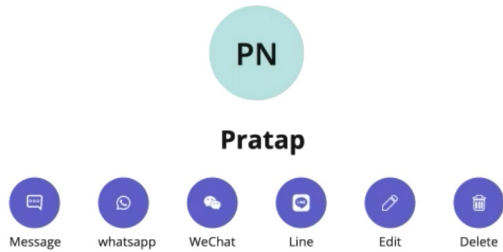


If you want to share chat history, turn the toggle on.

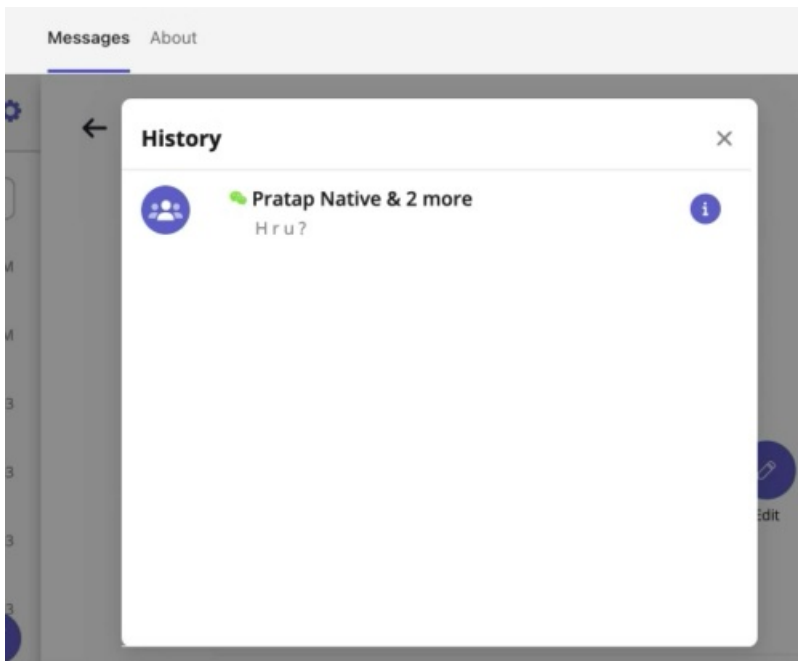
Message History

You're may have multiple group messages with a user.

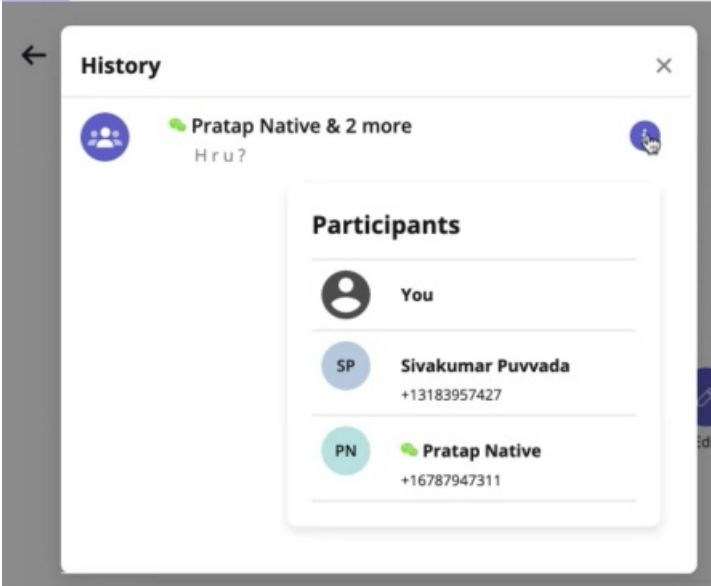
From the contact details screen select the WeChat icon.



The history window will display all your conversations with that contact so that you can select the one you want.



Select the information icon to see other participants.



The screenshot shows a mobile messaging application interface. At the top, there are tabs for 'essages' and 'About'. Below this is a 'History' window with a back arrow on the left and a close 'X' on the right. The chat header shows a group icon, the name 'Pratap Native & 2 more', and a message 'Hru?'. A 'Participants' list is displayed in the center, containing three entries: 'You', 'Sivakumar Puvvada' (+13183957427), and 'Pratap Native' (+16787947311). A partial 'Edit' button is visible on the right edge of the chat window.

History

Pratap Native & 2 more
Hru?

Participants

- You
- SP Sivakumar Puvvada
+13183957427
- PN Pratap Native
+16787947311

Edit