

Sync with Native Contacts

Last Modified on 11/30/2023 6:10 pm EST

Use this setting to have the same contact list on the phone for use within MultiLine

iOS

Read on to learn about syncing with Native Contacts in the MultiLine iOS app.

Overview

Native Contacts syncs your MultiLine app with the Contact list on your personal phone. This allows you to maintain the same contact list on your phone and within MultiLine.


Important Note: Syncing with Native Contacts does not store or upload your personal contacts to any Movius server or third party. The sync is entirely local to the application on your phone.

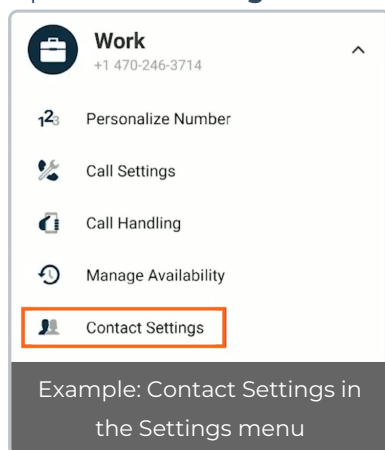
Before you start

- Your company can restrict the type of Contacts setting you can use. If so, you may not see certain options.

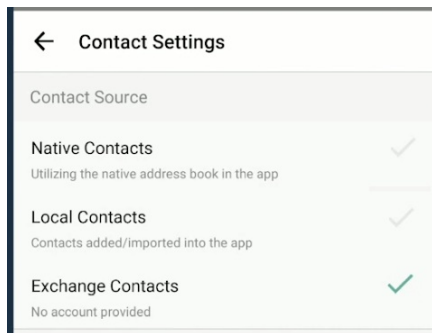
Sync with Native Contacts

You'll need to choose **Native Contacts** in **Contact Settings** before you begin adding contacts.

1. Tap the **menu icon**  in the bottom right (iOS).
2. Tap **Settings**.
3. Tap **Contact Settings**.



Select **Native Contacts**.



Android

Read on to learn about syncing with Native Contacts in the Multiline Android app.

Overview

Native Contacts syncs your MultiLine app with the Contact list on your personal phone. This allows you to maintain the same contact list on your phone and within MultiLine.

Important Note: Syncing with Native Contacts does not store or upload your personal contacts to any Movius server or third party. The sync is entirely local to the application on your phone.

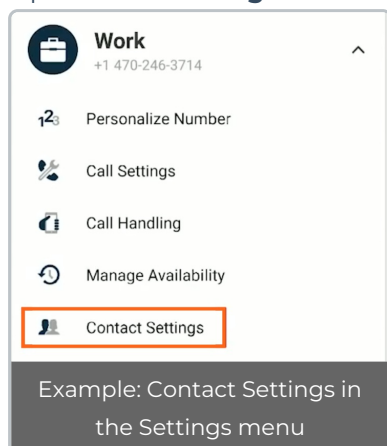
Before you start

- Your company can restrict the type of Contacts setting you can use. If so, you may not see certain options.

Sync with Native Contacts

You'll need to choose **Native Contacts** in **Contact Settings** before you begin adding contacts.

1. Tap the **menu icon** **☰** in the upper right-hand corner.
2. Tap **Settings**.
3. Tap **Contact Settings**.



4. Select **Native Contacts**.



MOVIUS

← Contact Settings

Contact Source

Native Contacts Utilizing the native address book in the app	✓
Local Contacts Contacts added/imported into the app	✓
Exchange Contacts No account provided	✓
