

# Block a Number - MultiLine for Intune

Last Modified on 12/13/2023 3:23 pm EST

Prevent unwanted calls and texts.

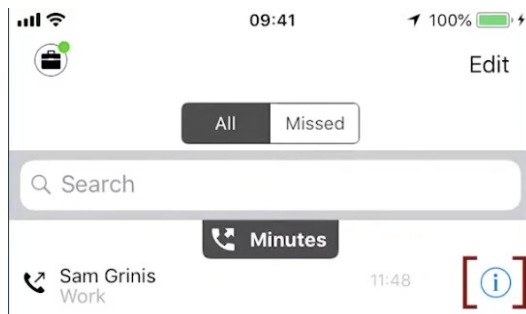
---

## Block a number - iOS

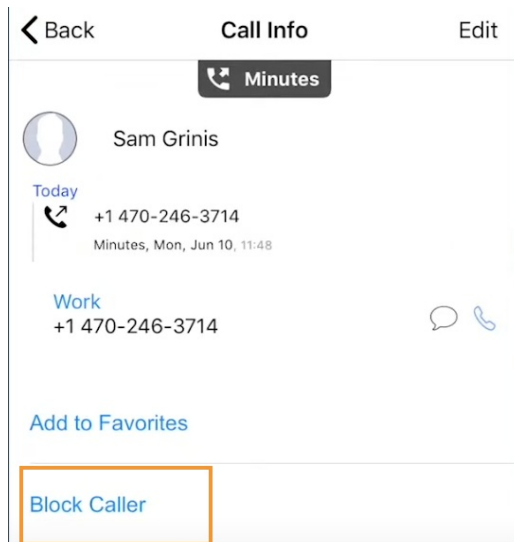
Read on to learn how to block unwanted calls on MultiLine mobile iOS app.

### How to block a number from recent calls

1. Select the **blue info** icon



2. Select **Block Caller**



### How to block a number from messages

You can block a number from your messages by going to the Messages screen, selecting the info icon, and then **Block Contact**.

### How to block a Contact

You can block a contact by going to the Contacts screen, selecting the contact, then selecting the info icon then **Block Contact**.

## Unblocking a number from Settings

Your blocked call list is available in the Settings > Blocked Numbers

1. Select **Blocked Numbers** to view the list
2. Select **Unblock** and checkboxes will appear. Select the checkbox for numbers you want to unblock, then tap **Done**.

## Unblocking a number from info icon

If the user is in your contacts, recent calls, or messages, you can select the blue info icon, and then select **Unblock Contact**.

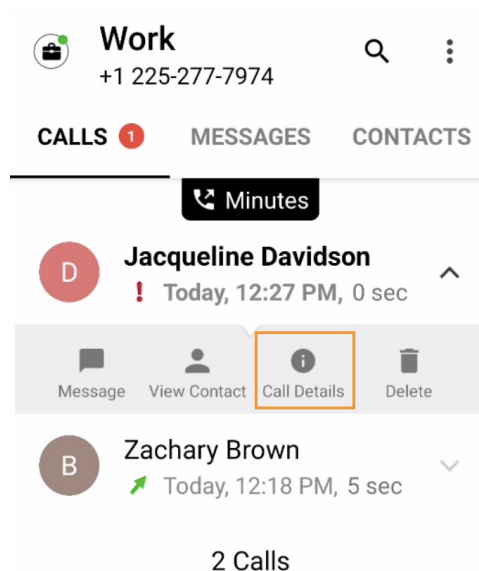
---

## Block a number - Android

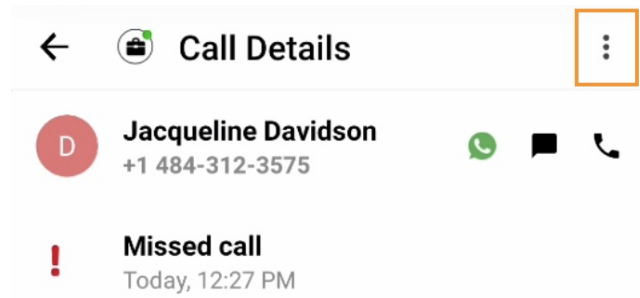
Read on to learn how to block unwanted calls on MultiLine mobile Android app.

### How to block a number from recent calls

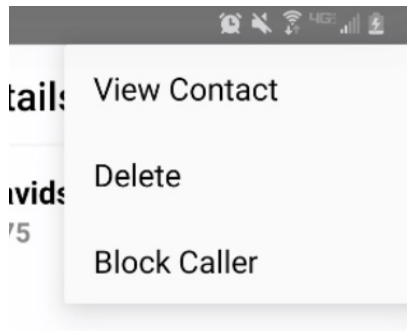
1. Select the down arrow, then tap **Call Details**



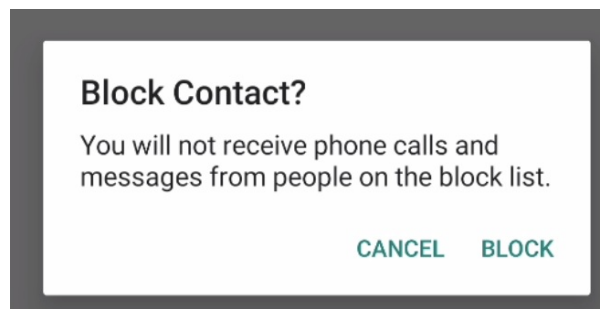
2. Select the **menu** icon



3. Select **Block Caller** *Note: You will see Block Contact if the caller is on your Contacts list*



4. On the confirmation screen tap **Block**



## How to block a number from messages

You can block a number from your messages by going to the Messages screen by selecting the menu icon in the upper right-hand corner, and then tapping selecting **Block Contact**.

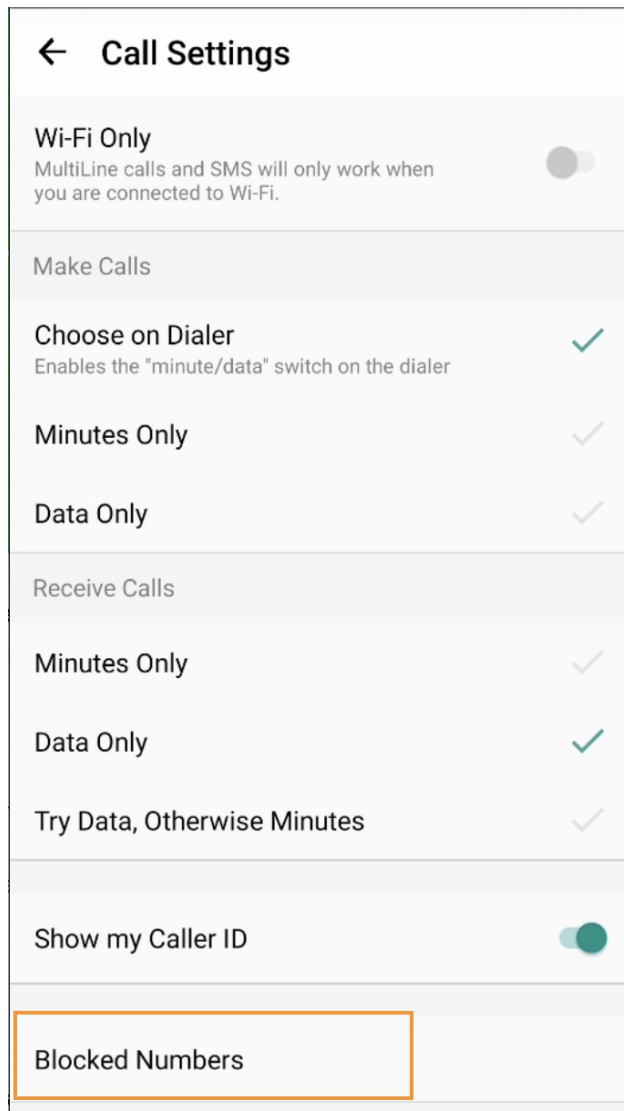
## How to block a Contact

You can block a contact by going to the Contacts screen, tapping the contact, then tapping the menu (android) icon in the upper right-hand corner, and then selecting **Block Contact**.

## Unblocking a number from Settings

Your blocked call list is available in the Settings > Call Settings.

1. Select **Blocked Numbers** to view the list



2. Select **Unblock** and checkboxes will appear. Select the checkbox for numbers you want to unblock, then tap **Done**.

## Unblocking a number from Contact

For users in your contacts, recent calls, or messages, you can select the menu icon in the upper right-hand corner and tap **Unblock Contact**.

---