

Sending Group Messages (Americas Only) - Android

Last Modified on 10/15/2024 4:30 pm EDT

Read on to learn about sending group messages in the mobile MultiLine Android apps.

Overview



You can send group messages by adding multiple participants to the To: list for your message. When users send group messages, all responses can be seen by all members of the group thread.

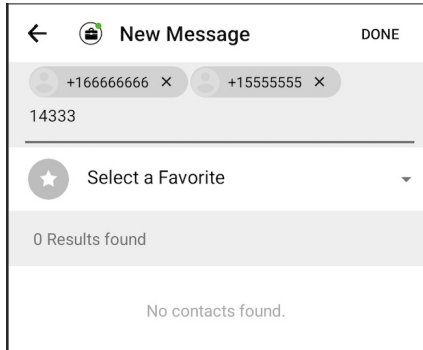
Before you start


- Currently, group messaging is only available to US and Canada users. If group messages are sent to users outside US and Canada, the users will receive individual messages with no grouping.
- Your organization must allow you to use group messaging for this feature to be available.


How to send a group message

You can send a group message using the Messages feature.

1. Open Messages and tap the **Compose**  button.
2. Enter the name or number and select **Done** or  on your keyboard before adding the next name or number (not the DONE in the upper right).



3. Click **DONE** in the upper right when you've finished adding numbers.
4. Enter your message and tap the **Send**  button.



For group messages in WhatsApp, [WhatsApp Group Messages - Android](https://help.moviuscorp.com/help/whatsapp-group-messages-intune-android)
(<https://help.moviuscorp.com/help/whatsapp-group-messages-intune-android>) 