

SMS Group Messaging (US and Canada Only) - MultiLine for Intune

Last Modified on 12/13/2023 2:53 pm EST

Create group chats with multiple participants

iOS

Read on to learn about sending group messages in the mobile MultiLine iOS application.

Overview

You can send group messages by adding multiple participants to the To: list for your message. When users send group messages, all responses can be seen by all members of the group thread.

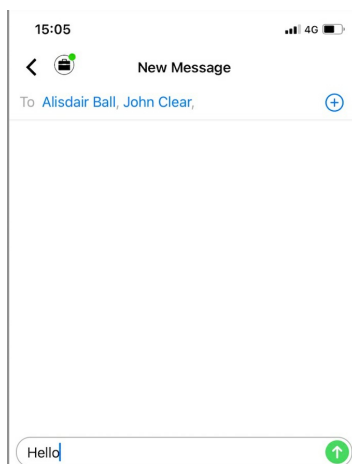
Before you start


- Currently, group messaging is only available to US and Canada users. If group messages are sent to users outside US and Canada, the users will receive individual messages with no grouping.
- Your organization must allow you to use group messaging for this feature to be available.

How to send a group message

You can send a group message using the Messages feature.

1. Open **Messages** and tap the **Compose** button .
2. Enter the names or tap the **Add** button  to add people from your contacts.
3. Enter your message, then tap the **Send** button .



For group messages in WhatsApp, see [WhatsApp Group Messages - iOS](https://help.moviuscorp.com/help/whatsapp-group-messages-ios) (<https://help.moviuscorp.com/help/whatsapp-group-messages-ios>) 

Android

Read on to learn about sending group messages in the mobile MultiLine Android application.

Overview



You can send group messages by adding multiple participants to the To: list for your message. When users send group messages, all responses can be seen by all members of the group thread.

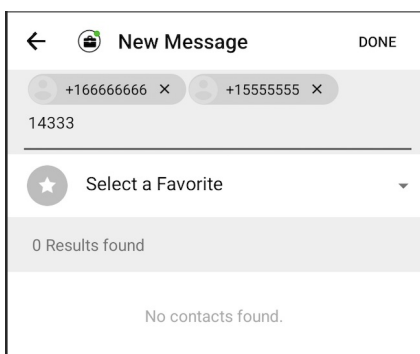
Before you start


- Currently, group messaging is only available to US and Canada users. If group messages are sent to users outside US and Canada, the users will receive individual messages with no grouping.
- Your organization must allow you to use group messaging for this feature to be available.


How to send a group message



You can send a group message using the Messages feature.

1. Open Messages and tap the **Compose**  button.
2. Enter the name or number and select **Done** or  on your keyboard before adding the next name or number (not the DONE in the upper right).



3. Click **DONE** in the upper right when you've finished adding numbers.
4. Enter your message and tap the **Send**  button.



For group messages in WhatsApp, [WhatsApp Group Messages - Android](https://help.moviuscorp.com/help/whatsapp-group-messages-intune-android)
(<https://help.moviuscorp.com/help/whatsapp-group-messages-intune-android>)  

Desktop

Read on to learn about SMS group messaging in MultiLine Desktop.

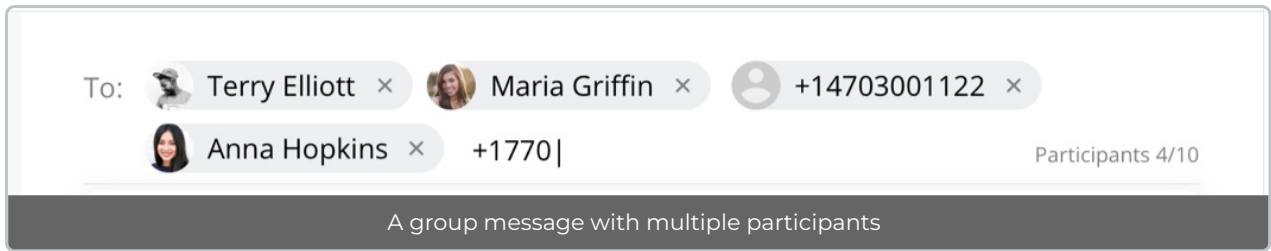
Overview

You can send group messages in the mobile app and in the desktop and your conversations will be synced in either device.

Creating a new group message

For messages and group messages, you can add participants by name or phone number. Before you can add additional participants, you must complete entering the name or number by pressing enter or comma, or selecting a result from the menu.

- When the participant has been added successfully, the name or number will appear in a shaded bubble.
- You can use the x to remove participants before creating the chat
- You can see the maximum number of participants allowed on the screen. In the example below, 4/10 means you can add up to 10 participants.



Editing a group message

If you add or delete participants in an existing group message thread, this will create a new group message thread. The original group messaging thread will continue to be available.
