









# Activating MultiLine for Intune - Android

Last Modified on 05/13/2024 4:41 pm EDT

Read on for instructions on activating the MultiLine for Intune Android app.

## Before you start:

- Download and install [Company Portal](https://docs.microsoft.com/en-us/mem/intune/user-help/sign-in-to-the-company-portal)  (<https://docs.microsoft.com/en-us/mem/intune/user-help/sign-in-to-the-company-portal>)  [external link].
  - Installation instructions: [iOS](https://docs.microsoft.com/en-us/mem/intune/user-help/enroll-your-device-in-intune-ios)  (<https://docs.microsoft.com/en-us/mem/intune/user-help/enroll-your-device-in-intune-ios>)  | [Android](https://docs.microsoft.com/en-us/mem/intune/user-help/enroll-device-android-company-portal)  (<https://docs.microsoft.com/en-us/mem/intune/user-help/enroll-device-android-company-portal>)  | [Android \(with enrollment\)](https://docs.microsoft.com/en-us/mem/intune/user-help/enroll-device-android-work-profile)  (<https://docs.microsoft.com/en-us/mem/intune/user-help/enroll-device-android-work-profile>)  [external links]

Your browser does not support HTML5 video.

## Get your invitation

- Expect an invitation to be sent to your work email. *Please don't reply to this email, as it is auto-generated.*

**NOTE:** Movius does not send or manage MultiLine invitations. Please reach out to the appropriate contact at your organization to request new invitations or receive troubleshooting assistance.

## Activate MultiLine for Intune

Once you download the MultiLine for Intune app from Google or Play Store, open the app to begin the activation process.

1. Select your Exchange account.
2. Confirm any permission requests - Microphone, Contacts, Notifications - as they appear.
3. Read the **Disclosure & Consent Requirement**, then tap **Proceed**. *Note: MultiLine does not upload, store, transmit, or sell your Contacts information.*


**Disclosure & Consent Requirement**

The MultiLine For Intune app will require the following permissions to function properly.


**Contacts & Personal Information**  
MultiLine For Intune may use your information for business activities and needs.


To function correctly, MultiLine For Intune must create an application contact to display the caller ID.

MultiLine For Intune services may Sync, Upload, Collect or Transmit contact lists maintained by third-party products such as Microsoft Outlook. We do not use this information for any purpose other than to enable features of the service we provide to you.

 Additionally, MultiLine For Intune may disclose personal information in connection with Caller ID, 911/E911 (in applicable countries).

We may transmit your name and/or telephone number to be displayed on a Caller ID device unless you have elected to block such information. We may provide your name, address, and telephone number to public safety authorities and their vendors for inclusion in E911 (in applicable countries) databases and records.

**Location**  
 MultiLine For Intune may disclose location information in connection with Caller ID, to public safety authorities in different geographies, unless you have elected to block such information.

**Phone/Microphone**  
 MultiLine For Intune needs this permission to make and receive voice calls using this app.

[Read our privacy policy](#)

**Cancel**      **Proceed**

Android Permission Screen

4. Confirm your phone number (the one associated with your SIM card, your usual number).

**Welcome John,**

Enter phone number associated with device/SIM

Device Number  
**+1 470 986-7038**

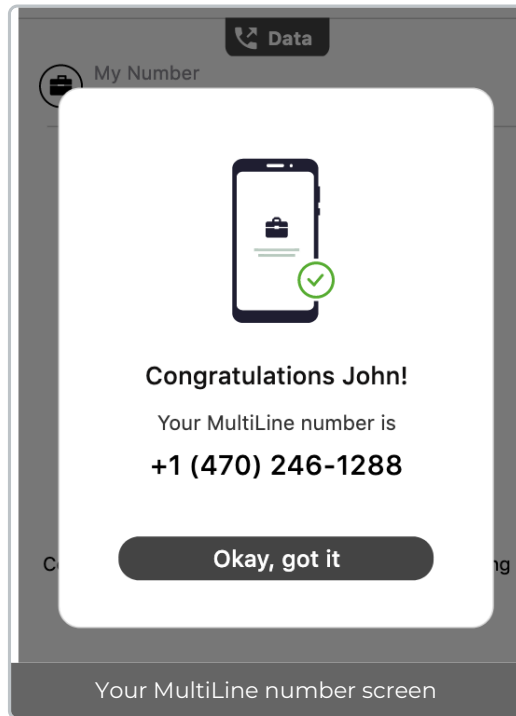
---

**Continue**

Screen to enter your phone number (not the MultiLine number)

5. Confirm that you entered the correct phone number in the next prompt.
6. Confirm in the next prompts (sent from your phone) that you will allow the permissions.

Your MultiLine number will display. Tap **Okay, got it** to continue.



## That's it!

You've activated MultiLine for Intune.

MultiLine for Intune apps work on iOS and Android smartphones and their interface differs accordingly. To learn how to call and message with MultiLine for Intune, please select your smartphone type:

[iOS \(https://help.moviuscorp.com/help/multiline-app-tour-ios\)](https://help.moviuscorp.com/help/multiline-app-tour-ios) 

[Android \(https://help.moviuscorp.com/help/app-tour-android\)](https://help.moviuscorp.com/help/app-tour-android) 

---