

# Set Call Forwarding - MultiLine for Intune

Last Modified on 12/13/2023 3:20 pm EST

Setting how you handle calls in MultiLine, including Sequential and Simultaneous Dial, and Call Forwarding.

---

## Android

Read on to learn about using MultiLine's Call Handling Settings. You can set multiple numbers to receive incoming calls sequentially.

### Overview

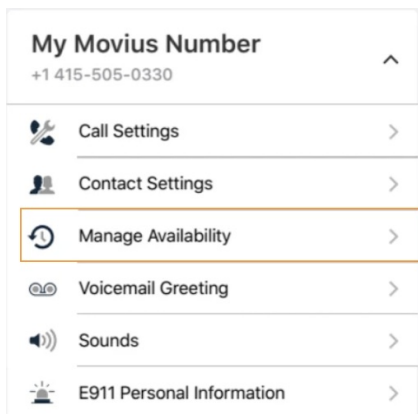
Use Call Forwarding to send calls to your MultiLine number to the specified number. Your MultiLine phone will not ring or receive the call when Call Forwarding is set.

### Before you start

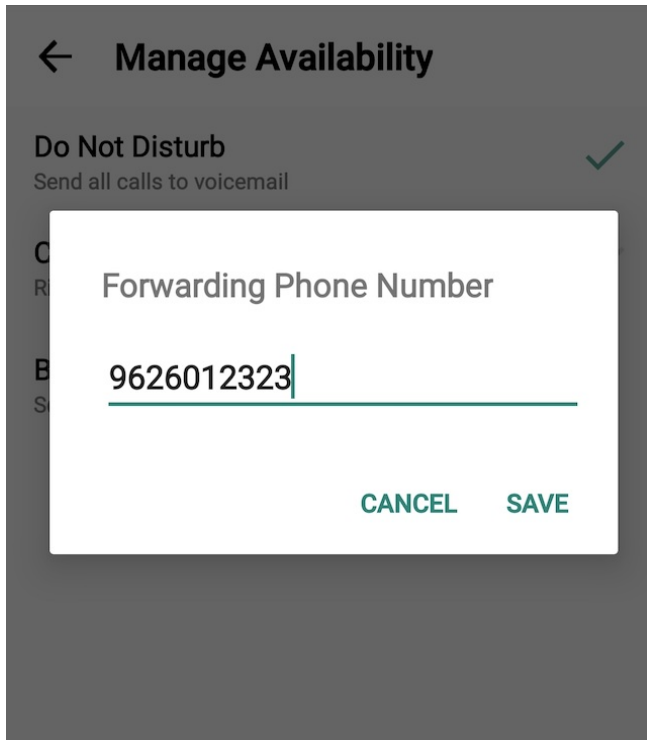
- You need to be connected to the Internet to change your Call Forwarding settings.
- An organization can choose to turn this feature off.

## Set Call Forwarding

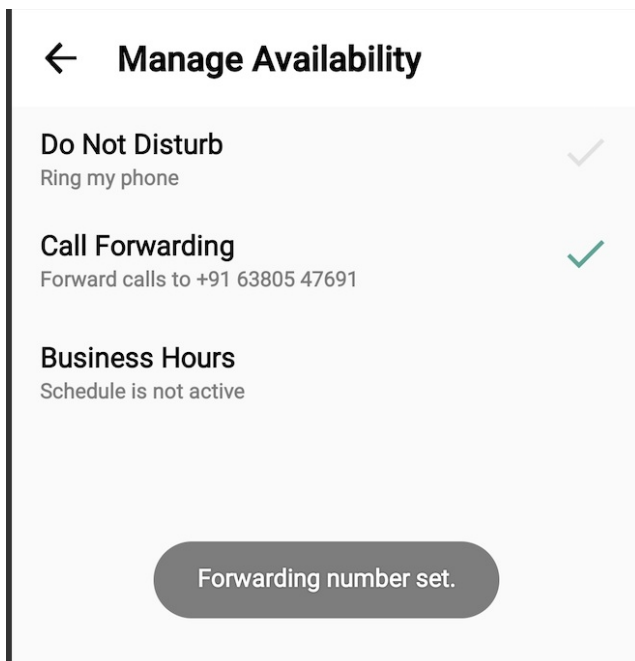
1. Go to **Settings** and select **Manage Availability**.



2. Tap on **Call Forwarding** to enable it.
3. Enter the forwarding phone number



4. Tap **Save**. If successful, you'll see the number you set on the screen.



The forward function WILL NOT work if you enter your primary device's number as the call forwarding number.

## iOS

Read on to learn about using MultiLine's Call Handling Settings. You can set multiple numbers to receive incoming calls sequentially.

### Overview

Use Call Forwarding to send calls to your MultiLine number to the specified number. Your MultiLine phone will not ring or receive the call when Call Forwarding is set.

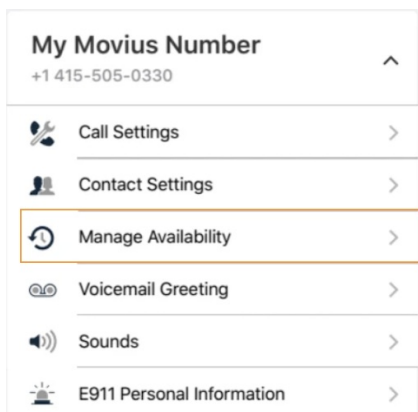
### Before you start

- You need to be connected to the Internet to change your Call Forwarding settings.
- An organization can choose to turn this feature off.

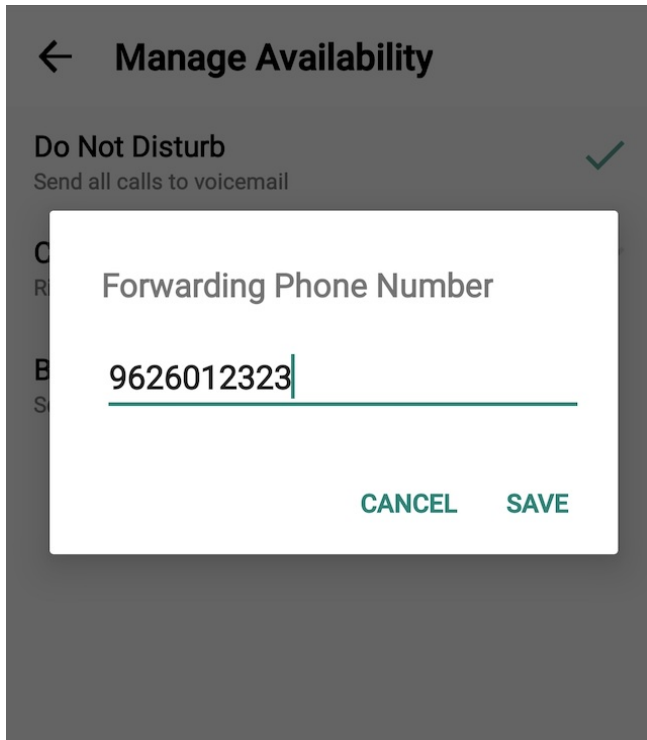
### Set Call Forwarding

Use Call Forwarding to send calls to your MultiLine number to the specified number. Your MultiLine phone will not ring or receive the call when Call Forwarding is set.

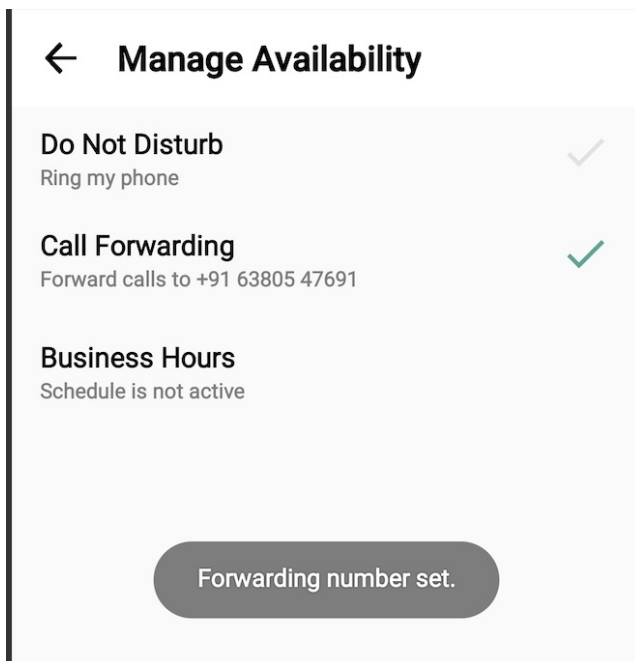
1. Go to **Settings** and select **Manage Availability**.



2. Tap on **Call Forwarding** to enable it.
3. Enter the forwarding phone number



4. Tap **Save**. If successful, you'll see the number you set on the screen.



The forward function WILL NOT work if you enter your primary device's number as the call forwarding number.

---