

## Default country calling code

Last Modified on 12/09/2024 3:28 pm EST

MultiLine uses the default country code as the assumed country code if you do not dial a country code manually.

---

### Set the default country calling code

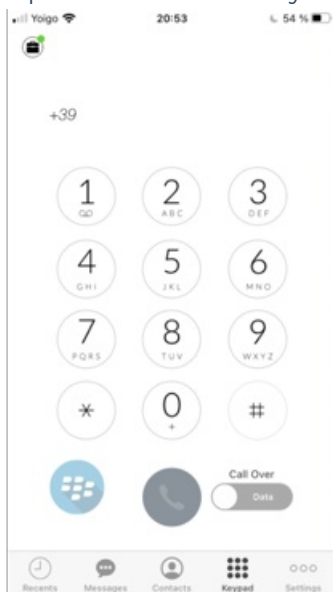
Read on to learn how to set the default country calling code.

#### Overview

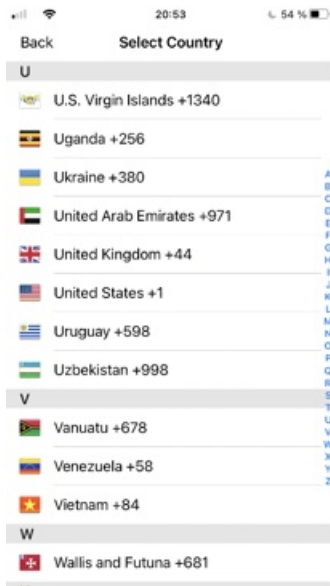
A country calling code, or country dial-in code, is a prefix dialed before the telephone number when placing an international call. For example +39 is the calling code for Italy. By default, the prefix will reflect the country code of your MultiLine number.

### Set the default country code

1. Open the dialer.
2. Tap the current country code (example below: +39).



3. Tap from the list to select the desired country calling code.



---

## Set the default country calling code

Read on to learn how to set the default country calling code.


### Overview

A country calling code, or country dial-in code, is a prefix dialed before the telephone number when placing an international call. For example +39 is the calling code for Italy. By default, the prefix will reflect the country code of your MultiLine number.

### Set the default country code

#### Mobile

1. Open the dialer.
2. Tap the current country code (example below: +39).



3. Tap from the list to select the desired country calling code.

