

# Ringtone and notifications

Last Modified on 12/09/2024 3:04 pm EST

Personalize notification sounds for new calls and messages.

---

## MultiLine/MultiLine for Intune

Read on to learn how to change the notification/ring sounds on your MultiLine in your settings.

### Overview


You can set separate notification sounds for receiving calls and texts on MultiLine when using Data mode.

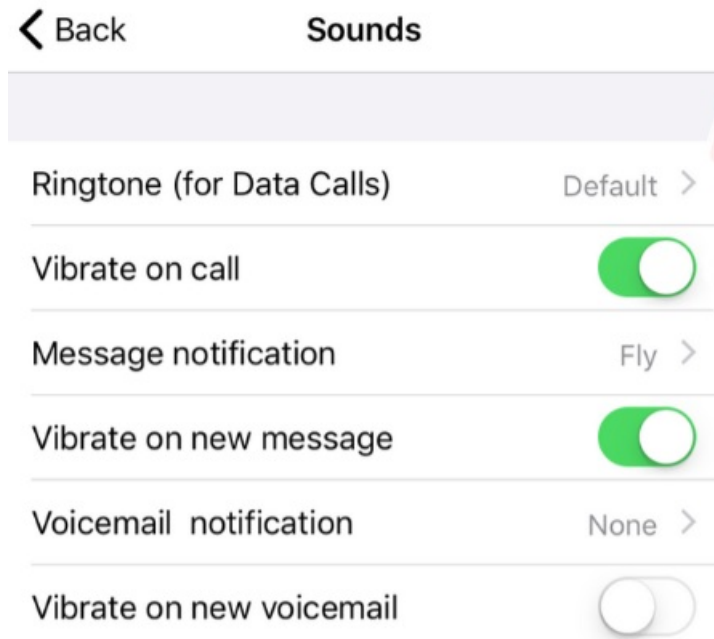
### Before you start

- If you're using Minutes mode, MultiLine will use the notification and ring sounds that are set in your Phone Settings.

### Edit ringtone and notification preferences

You can change the notification/ring sounds on your MultiLine in your settings.

1. Tap the **menu icon**  in the bottom right (iOS).
2. Tap **Settings** then tap **Sounds**.
  1. To change the ring for Data calls, click **Ringtone (for Data calls)** and select a ringtone.
    - Select **Silent** to silence your Ringtone.
  2. To change the message notification click **Message Notification**, and select a notification sound.
  3. To change the voicemail notification, click **Voicemail Notification** and select a notification sound.
  4. To add a vibration alert for calls and messages, tap to turn on the toggle. Tap again to remove vibration alert.



---

## Movius for BlackBerry

Read on to learn how to change the notification/ring sounds on your MultiLine in your settings.

### Overview


You can set separate notification sounds for receiving calls and texts on MultiLine when using Data mode.

### Before you start

- If you're using Minutes mode, MultiLine will use the notification and ring sounds that are set in your Phone Settings.

### Edit ringtone and notification preferences

You can change the notification/ring sounds on your MultiLine in your settings.

1. Tap the **menu icon**  in the bottom right (iOS).
2. Tap **Settings** then tap **Sounds**.
  1. To change the ring for Data calls, click **Ringtone (for Data calls)** and select a ringtone.
    - Select **Silent** to silence your Ringtone.
  2. To change the message notification click **Message Notification**, and select a notification sound.
  3. To change the voicemail notification, click **Voicemail Notification** and select a notification sound.
  4. To add a vibration alert for calls and messages, tap to turn on the toggle. Tap again to remove vibration alert.

[← Back](#)

## Sounds

Ringtone (for Data Calls) Default >

Vibrate on call

Message notification Fly >

Vibrate on new message

Vicemail notification None >

Vibrate on new voicemail

---