

# Add API user

Last Modified on 09/13/2023 6:22 pm EDT

Read on to learn how to add an API user to integrate MultiLine into external applications.

## Overview

To create a connection from MultiLine to an external application, you will create an **API User**. Once added, the API user will receive an email with their username and password that they can use for consuming the API.

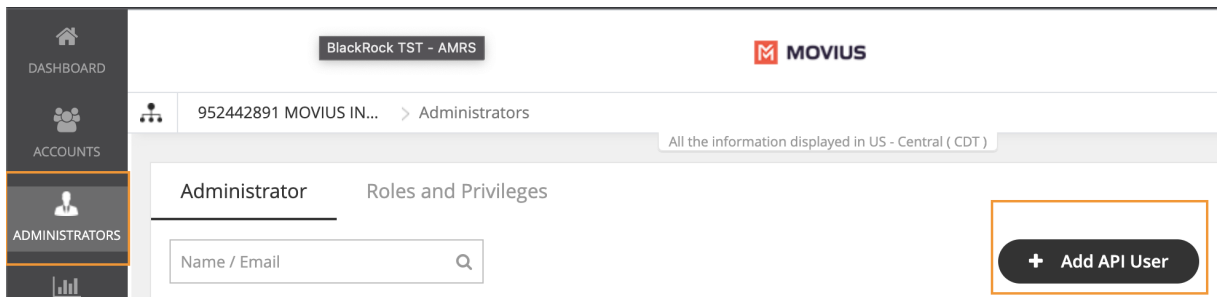
## Before you Start

- You need the "**API User**" Privilege in your Role to do this instruction. See *What Admin Privileges are in Management Portal?* (<https://help.moviuscorp.com/help/what-admin-roles-mmp>).

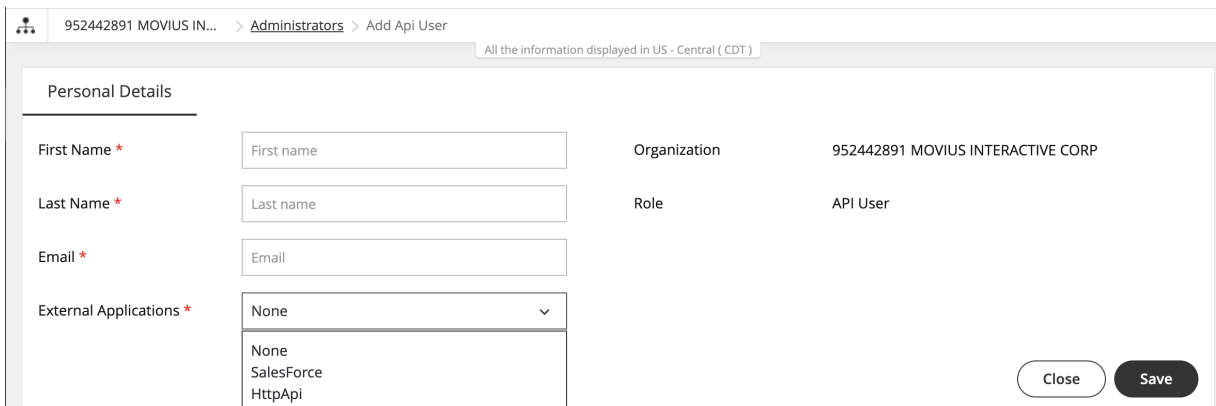
## Create an API user

You add an **API User** in the **Administrators** tool.

- Go to **Administrators**, then select **Add API User**.



- Enter the required **Personal Details** including **First Name**, **Last Name**, and **Email** of the API administrator.



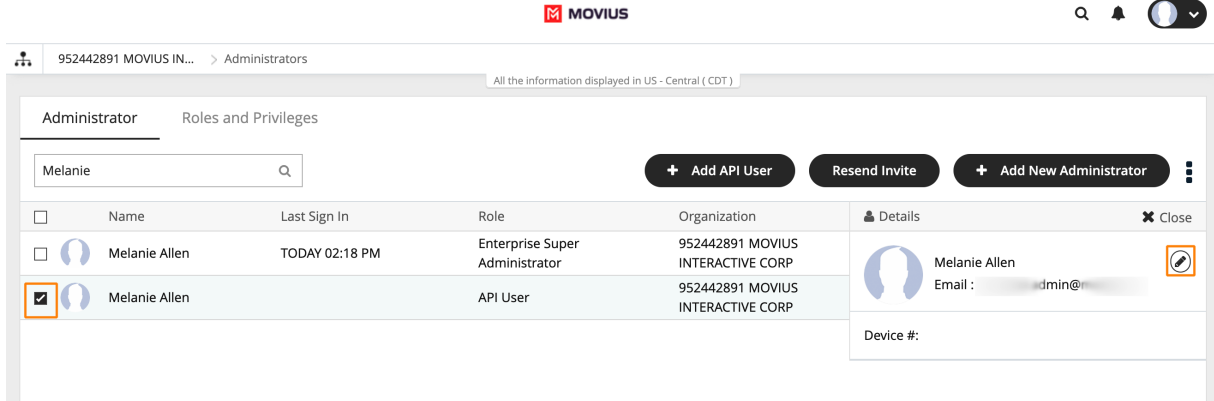
- Select **External Applications** for which the API user will be accessing the organization data.
  - HttpApi**: Used for setting up the connection to any external app.
  - Salesforce**: Used for setting up the connection to the MultiLine for Salesforce App.
  - Note: you must select Salesforce to create a connection to MultiLine for Salesforce. Selecting HttpApi will not work.*

- Note: If your company has created a specific custom app with Movius, select the name of the custom app from the list.
4. Select **Save**. The user will receive an email with their username and password.


## Editing an API user

You can edit the **API User** in the Administrators tool.

1. Go to **Administrators**.
2. Select the checkbox for **API User**, then select the **Edit** pencil.



The screenshot shows the Movius Administrators interface. At the top, there is a search bar with "Melanie" entered. Below the search bar, there are three buttons: "+ Add API User", "Resend Invite", and "+ Add New Administrator". A table lists administrators with columns for Name, Last Sign In, Role, and Organization. The "API User" row is selected with a checkbox. A "Details" panel is open for the selected user, showing the name "Melanie Allen" and email "admin@...".

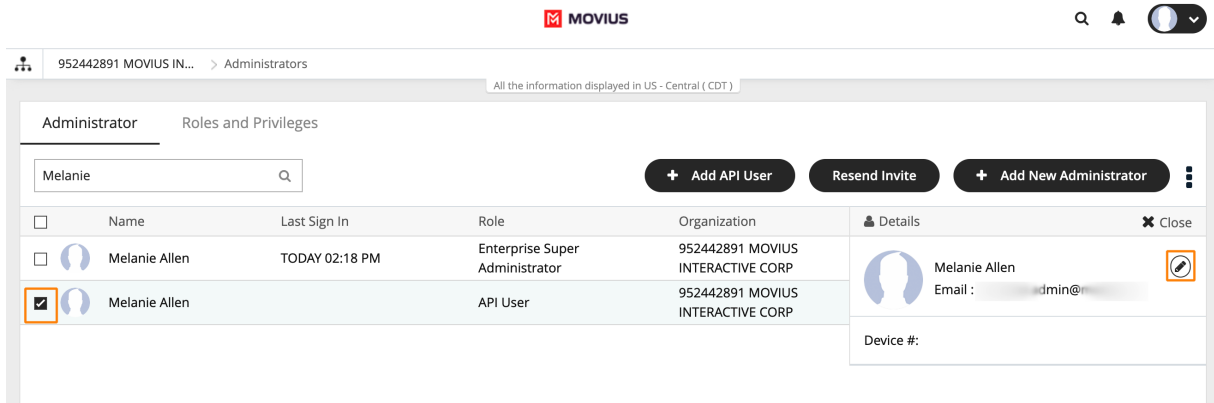
<input type="checkbox"/>	Name	Last Sign In	Role	Organization	Details	Close
<input type="checkbox"/>	Melanie Allen	TODAY 02:18 PM	Enterprise Super Administrator	952442891 MOVIUS INTERACTIVE CORP	Melanie Allen Email : admin@...	
<input checked="" type="checkbox"/>	Melanie Allen		API User	952442891 MOVIUS INTERACTIVE CORP		

3. Edit as necessary any required **Personal Details** or **External Applications**.
4. Click **Save**.


## Delete an API User

You can delete the API User. This will remove their ability to consume the API.

1. Go to **Administrators**.
2. Select the checkbox for **API User**, then select the **Edit** pencil.



The screenshot shows the Movius Administrators interface. At the top, there is a search bar with "Melanie" entered. Below the search bar, there are three buttons: "+ Add API User", "Resend Invite", and "+ Add New Administrator". A table lists administrators with columns for Name, Last Sign In, Role, and Organization. The "API User" row is selected with a checkbox. A "Details" panel is open for the selected user, showing the name "Melanie Allen" and email "admin@...".

<input type="checkbox"/>	Name	Last Sign In	Role	Organization	Details	Close
<input type="checkbox"/>	Melanie Allen	TODAY 02:18 PM	Enterprise Super Administrator	952442891 MOVIUS INTERACTIVE CORP	Melanie Allen Email : admin@...	
<input checked="" type="checkbox"/>	Melanie Allen		API User	952442891 MOVIUS INTERACTIVE CORP		

3. Select **Delete**.

952442891 MOVIUS IN... > Administrators > Edit Administrator

All the information displayed in US - Central ( CDT )

Profile

Resend Invite Delete

First Name *	Melanie	Organization	952442891 MOVIUS INTERACTIVE CORP
Last Name *	Allen	Role	API User
Email *	@movius.ai		
External Applications *	HttpApi		

Close Save

4. Select **Yes** from the **Confirm** prompt. **Heed the warning: if you delete your only API User for an external application (such as Salesforce), the integration will stop working after the deletion.**

### Confirm

'Melanie Allen' is used to connect to ' HttpApi '. If you delete this user, the integration with ' HttpApi ' will fail.

Are you sure you want to delete?

No

Yes